

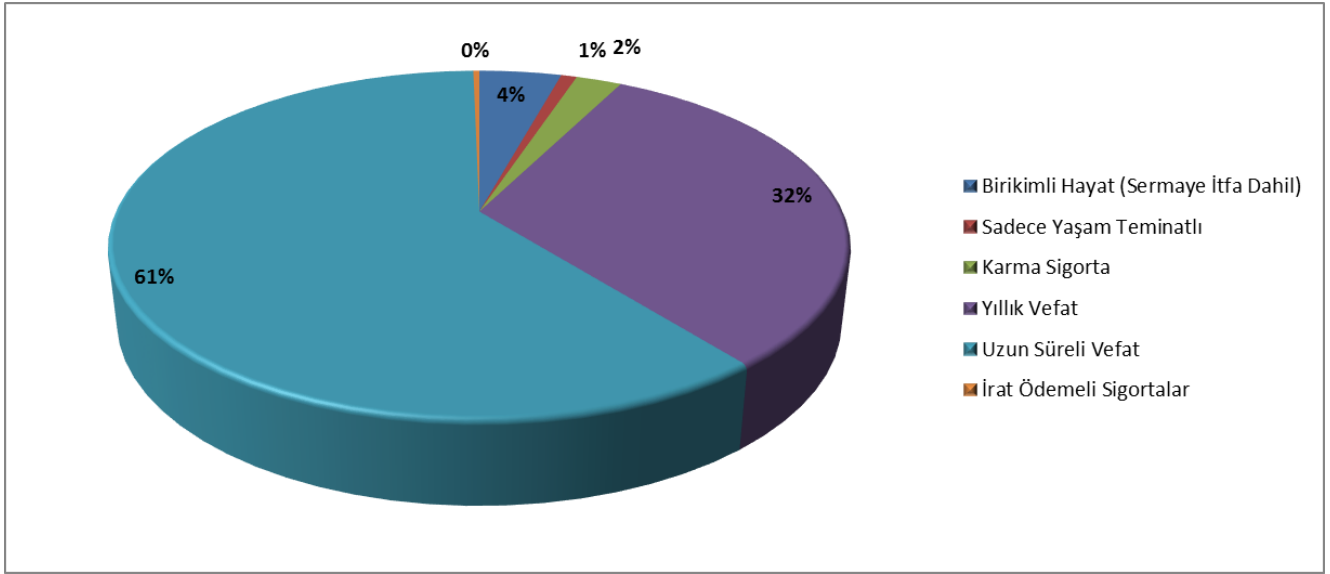
İSTATİSTİKLER



Sigorta
Bilgi ve Gözetim
Merkezi

*Ekli dosyadaki istatistiki veriler, Sigorta Şirketlerinin
SBM 'ye gönderdiği verilerden oluşturulmuştur.

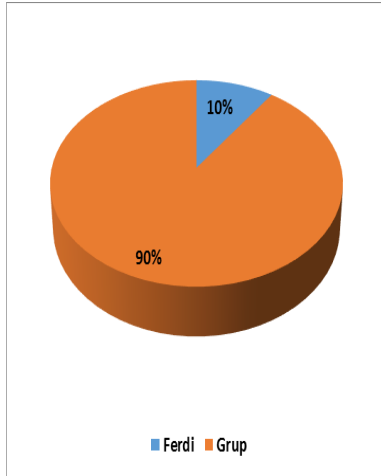
Direkt Prim Üretimi (Mart 2017)



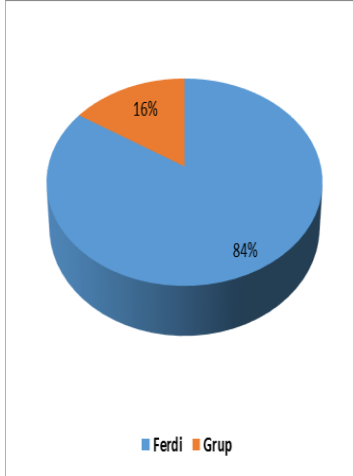
Ürünler	Ferdî		Grup		Ferdî+Grup	
	TL	%	TL	%	TL	%
Sermaye İtfa	59.621	0%	12.419	0%	72.040	0%
Birikimli Hayat	68.135.240	25%	2.396.393	0%	70.531.632	4%
Sadece Yaşam Teminatlı	13.580.588	5%	0	0%	13.580.588	1%
Karma Sigorta	39.321.094	15%	0	0%	39.321.094	2%
Yıllık Vefat	33.560.466	12%	485.200.334	35%	518.760.800	32%
Uzun Süreli Vefat	109.985.736	41%	880.142.285	64%	990.128.021	60%
İrat Ödemeli Sigortalar	5.189.027	2%	0	0%	5.189.027	0%
GENEL TOPLAM	269.831.772	100%	1.367.751.431	100%	1.637.583.203	100%

Yeni İş-Tahakkuk / Ferdi-Grup Prim Üretimi (Mart 2017)

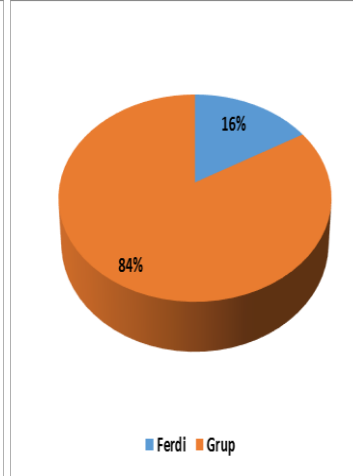
Ferdi



Grup

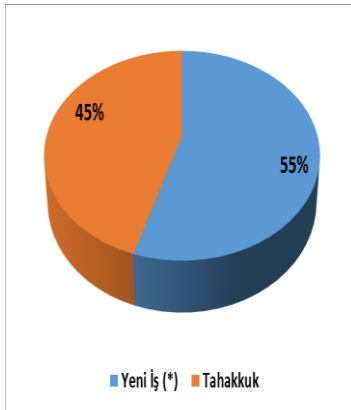


Toplam

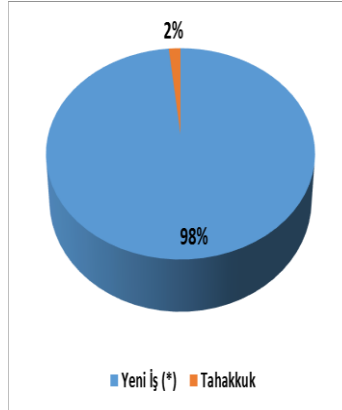


	Yeni İş Prim + Yeni İş Tahakkuk	Tahakkuk	Toplam
Ferdi	10%	84%	16%
Grup	90%	16%	84%
Ferdi + Grup	100%	100%	100%

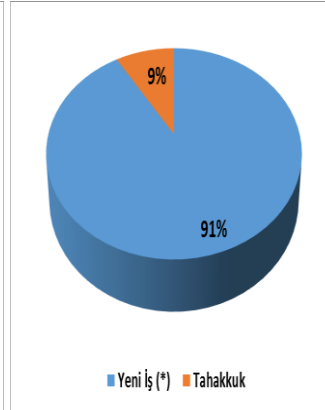
Yeni İş*



Tahakkuk

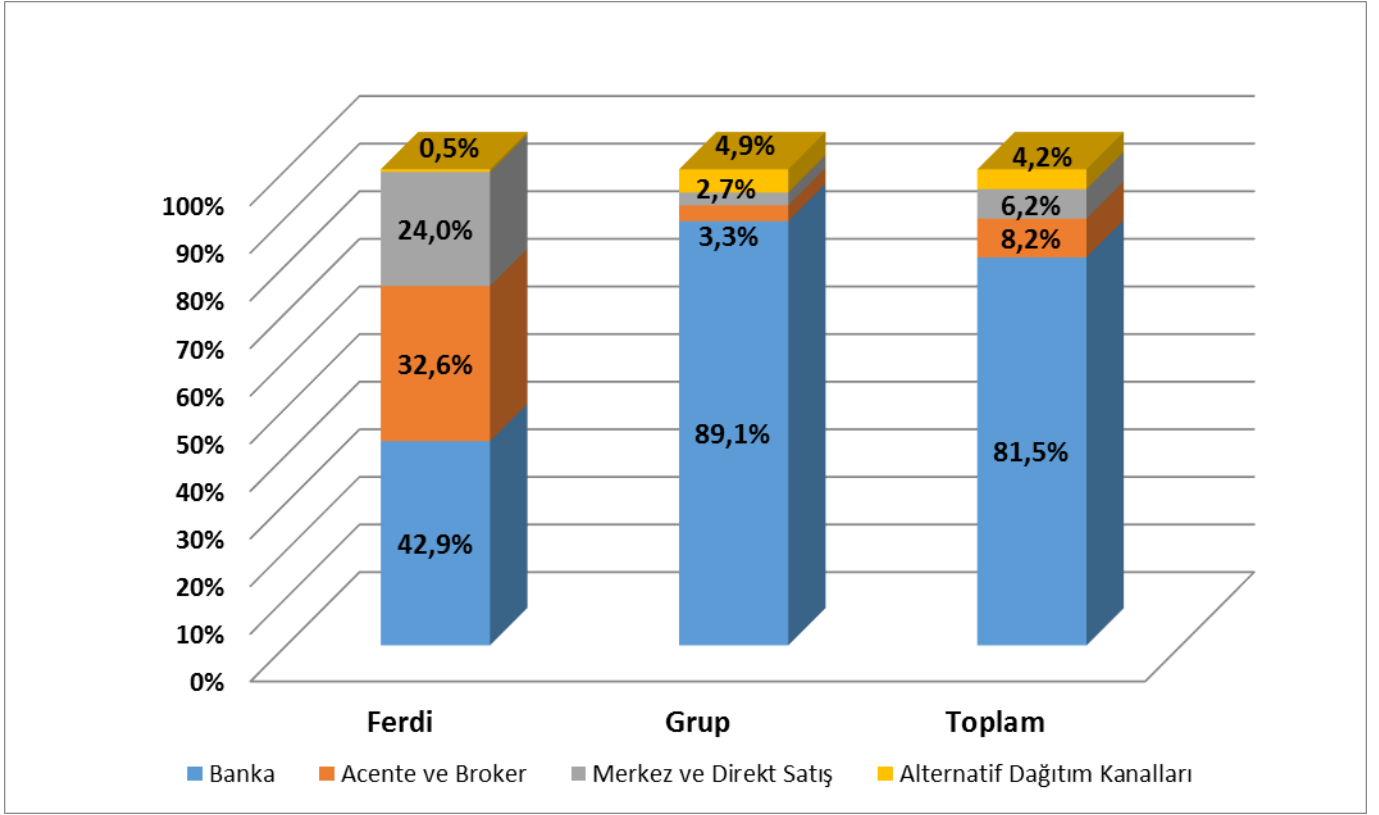


Toplam



	Yeni İş Prim + Yeni İş Tahakkuk		Tahakkuk		Toplam	
	TL	%	TL	%	TL	%
Ferdi	147.800.683	55%	122.031.089,0	45%	269.831.772	100%
Grup	1.344.859.207	98%	22.892.224	2%	1.367.751.431	100%
Ferdi + Grup	1.492.659.890	91%	144.923.313	9%	1.637.583.203	100%

Dağıtım Kanalı Bazında Direkt Prim Üretimi (Mart 2017)

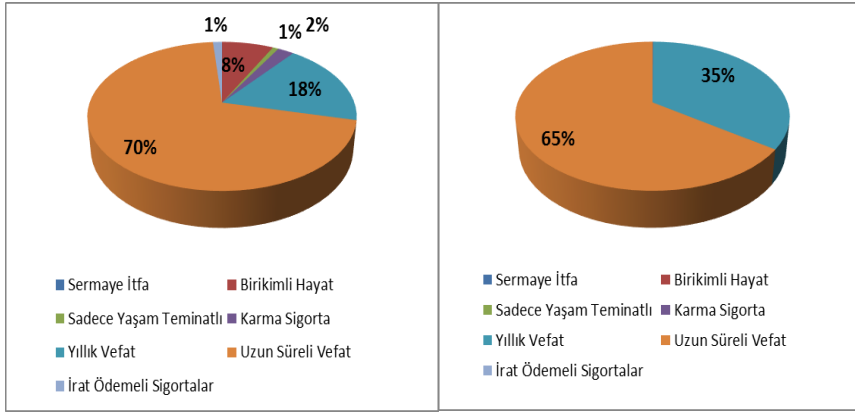


Dağıtım Kanalı	Ferdi		Grup		Ferdi + Grup	
	TL	%	TL	%	TL	%
Banka	115.783.473	43%	1.218.758.842	89%	1.334.542.315	81%
Acente ve Broker	87.948.615	33%	45.553.405	3%	133.502.020	8%
Merkez ve Direkt Satış	64.669.072	24%	36.708.246	3%	101.377.318	6%
Alternatif Dağıtım Kanalları	1.428.626	1%	66.730.938	5%	68.159.564	4%
GENEL TOPLAM	269.829.787	100%	1.367.751.431	100%	1.637.581.218	100%

Sigortalı Adetleri (Mart 2017)

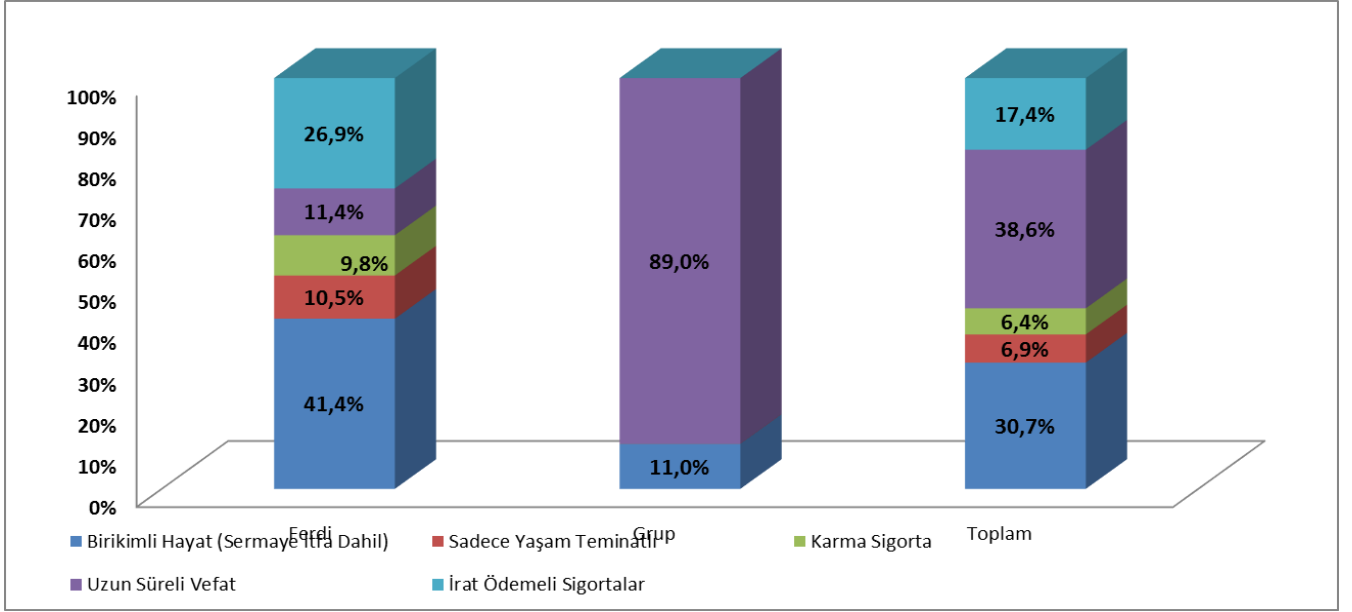
Ferdi

Grup



Ürünler	Ferdî		Grup		Ferdî+Grup	
	Adet	%	Adet	%	Adet	%
Sermaye İtfa	219	0%	13	0%	232	0%
Birikimli Hayat	151.449	8%	9.535	0%	160.984	1%
Sadece Yaşam Teminatlı	16.933	1%	135	0%	17.068	0%
Karma Sigorta	50.316	2%	0	0%	50.316	0%
Yıllık Vefat	360.499	18%	6.418.528	35%	6.779.027	34%
Uzun Süreli Vefat	1.411.688	70%	11.725.630	65%	13.137.318	65%
İrat Ödemeli Sigortalar	26.624	1%	0	0%	26.624	0%
GENEL TOPLAM	2.017.728	100%	18.153.841	100%	20.171.569	100%

Kar Payı ve Matematik Karşılıklar (Mart 2017)



Ürünler	Ferdi		Grup		Ferdi+Grup	
	TL	%	TL	%	TL	%
Sermaye İtfa	1.389.417	0%	180.041	0%	1.569.458	0%
Birikimli Hayat	1.535.769.158	41%	220.015.223	11%	1.755.784.381	31%
Sadece Yaşam Teminatlı	390.370.781	11%	1.270.102	0%	391.640.883	7%
Karma Sigorta	363.701.066	10%	0	0%	363.701.066	6%
Uzun Süreli Vefat	422.940.678	11%	1.783.634.671	89%	2.206.575.349	39%
İrat Ödemeli Sigortalar	996.585.149	27%	0	0%	996.585.149	17%
GENEL TOPLAM	3.710.756.249	100%	2.005.100.037	100%	5.715.856.286	100%

Kar Payı ve Matematik Karşılıklar (Milyon TL) (12 Aylık Değişim)

