



Sigorta
Bilgi ve Gözetim
Merkezi

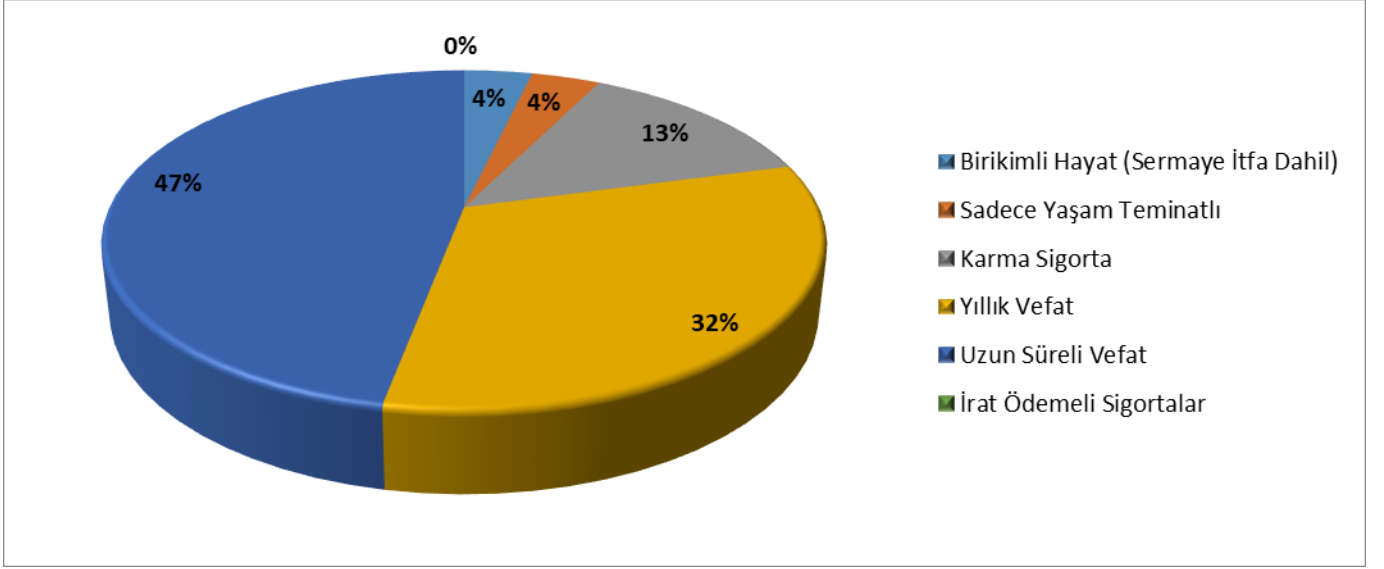
Şubat 2021

İSTATİSTİKLER

Bu dosyada yer alan bilgiler, Hayat ve Emeklilik Şirketlerinin her ay SBM'ye düzenli olarak iletildiği hayat istatistik verilerinden oluşturulmuştur.

Sigorta Bilgi ve Gözetim Merkezi -
[SBM]

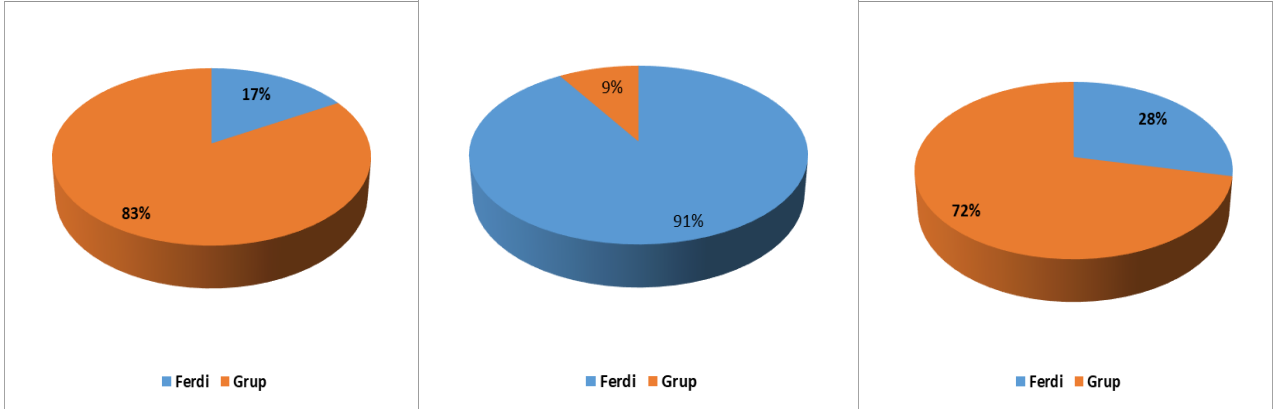
DİREKT PRİM ÜRETİMİ (Şubat 2021)



| ÜRÜNLER | Ferdî | | Grup | | Ferdî+Grup | |
|-------------------------|--------------------|-------------|----------------------|-------------|----------------------|-------------|
| | TL | % | TL | % | TL | % |
| Sermaye İtfa | -3,805 | 0% | 0 | 0% | -3,805 | 0% |
| Birikimli Hayat | 83,332,356 | 13% | 868,255 | 0% | 84,200,611 | 4% |
| Sadece Yaşam Teminatlı | 84,627,337 | 13% | 0 | 0% | 84,627,337 | 4% |
| Karma Sigorta | 290,887,446 | 45% | 15,729,251 | 1% | 306,616,697 | 13% |
| Yıllık Vefat | 45,692,206 | 7% | 692,027,021 | 42% | 737,719,226 | 32% |
| Uzun Süreli Vefat | 146,501,034 | 23% | 929,220,275 | 57% | 1,075,721,309 | 47% |
| İrat Ödemeli Sigortalar | 558 | 0% | 0 | 0% | 558 | 0% |
| GENEL TOPLAM | 651,037,132 | 100% | 1,637,844,801 | 100% | 2,288,881,933 | 100% |

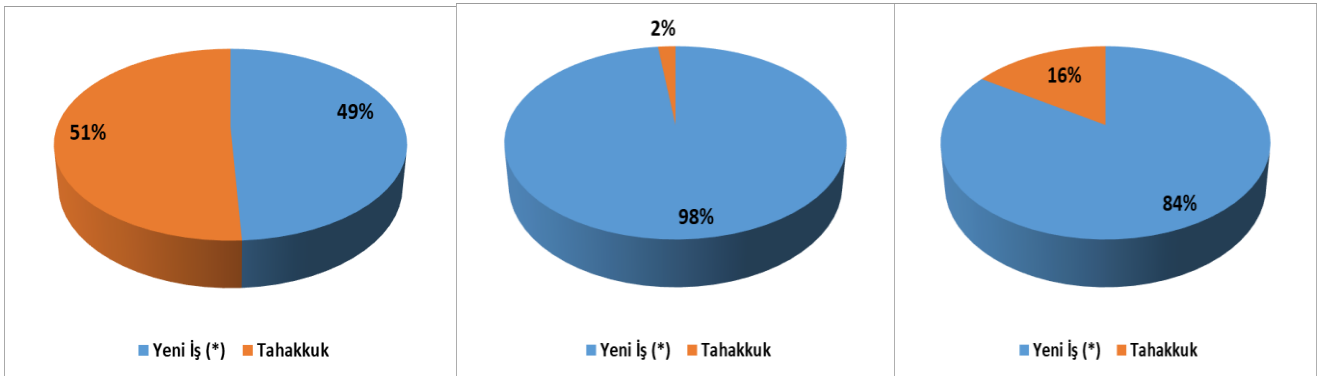
YENİ İŞ TAHAKKUK / FERDİ – GRUP PRİM ÜRETİMİ (Şubat 2021)

| Ferdi | Grup | Toplam |
|-------|------|--------|
|-------|------|--------|



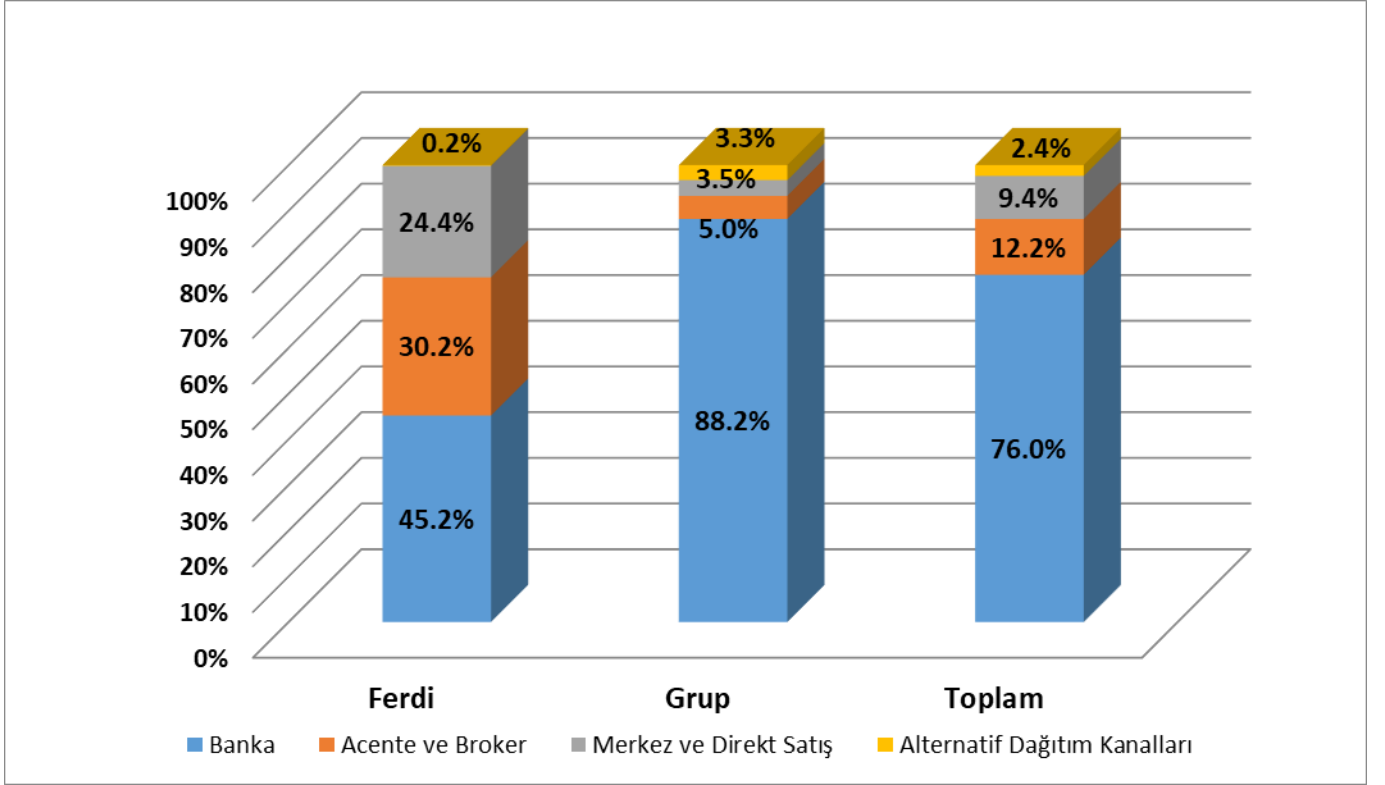
| | Yeni İş Prim + Yeni İş Tahakkuk | Tahakkuk | Toplam |
|--------------|---------------------------------|----------|--------|
| Ferdi | 17% | 91% | 28% |
| Grup | 83% | 9% | 72% |
| Ferdi + Grup | 100% | 100% | 100% |

| Yeni İş | Tahakkuk | Toplam |
|---------|----------|--------|
|---------|----------|--------|



| | Yeni İş Prim + Yeni İş Tahakkuk | | Tahakkuk | | Toplam | |
|--------------|---------------------------------|-----|---------------|-----|---------------|------|
| | TL | % | TL | % | TL | % |
| Ferdi | 319,922,034 | 49% | 331,115,098.0 | 51% | 651,037,132 | 100% |
| Grup | 1,605,494,137 | 98% | 32,350,664 | 2% | 1,637,844,801 | 100% |
| Ferdi + Grup | 1,925,416,171 | 84% | 363,465,762 | 16% | 2,288,881,933 | 100% |

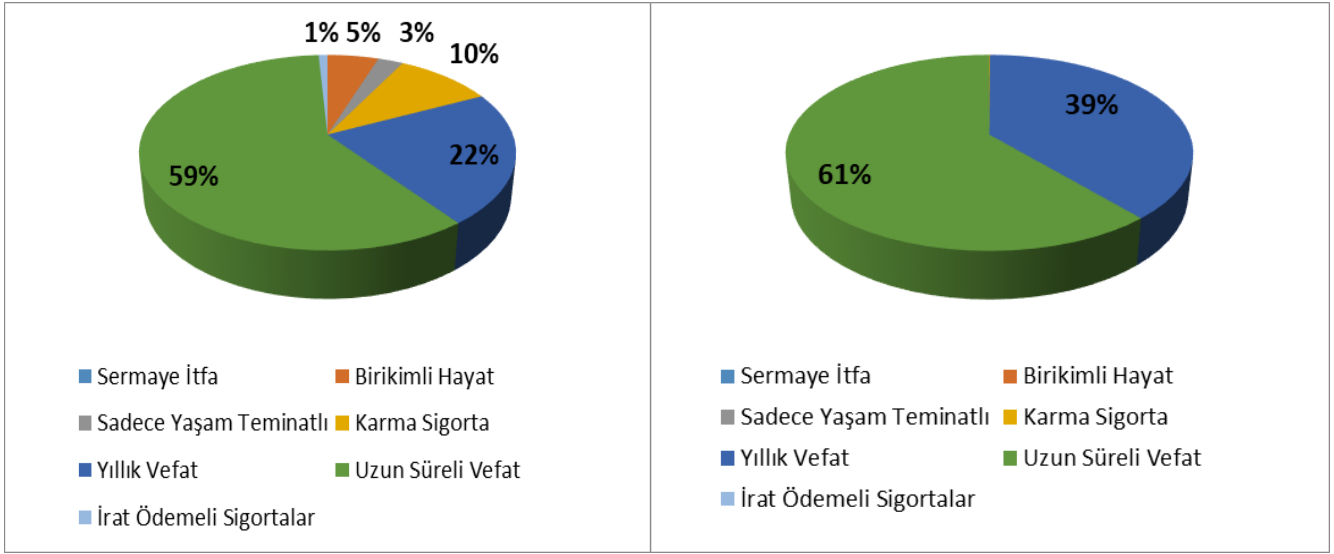
DAĞITIM KANALI BAZINDA DİREKT PRİM ÜRETİMİ (Şubat 2021)



| DAĞITIM KANALI | Ferdi | | Grup | | Ferdi + Grup | |
|------------------------------|--------------------|-------------|----------------------|-------------|----------------------|-------------|
| | TL | % | TL | % | TL | % |
| Banka | 294,254,119 | 45% | 1,444,965,243 | 88% | 1,739,219,362 | 76% |
| Acente ve Broker | 196,836,401 | 30% | 82,524,413 | 5% | 279,360,814 | 12% |
| Merkez ve Direkt Satış | 158,926,515 | 24% | 56,762,340 | 3% | 215,688,855 | 9% |
| Alternatif Dağıtım Kanalları | 1,020,097 | 0% | 53,592,805 | 3% | 54,612,902 | 2% |
| GENEL TOPLAM | 651,037,132 | 100% | 1,637,844,801 | 100% | 2,288,881,933 | 100% |

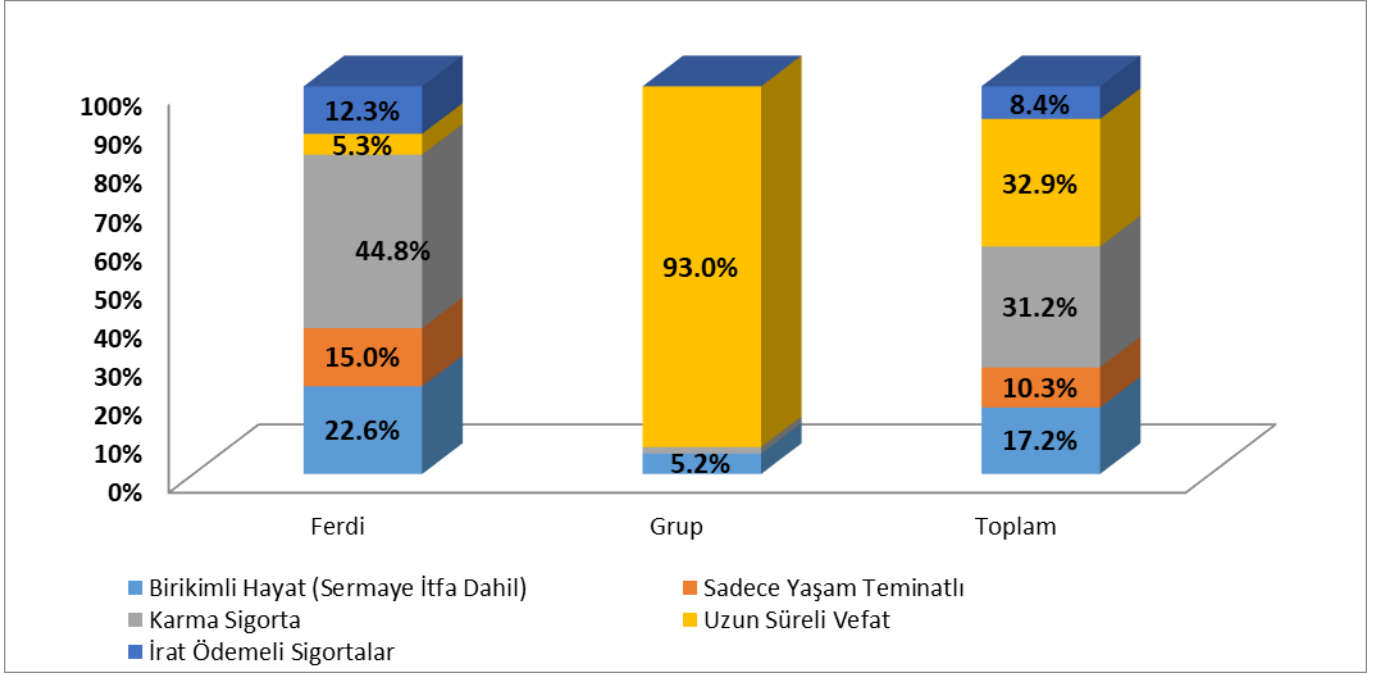
SİGORTALI ADETLERİ (Şubat 2021)

| Ferdi | Grup |
|-------|------|
|-------|------|



| ÜRÜNLER | Ferdi | | Grup | | Ferdi+Grup | |
|-------------------------|------------------|-------------|-------------------|-------------|-------------------|-------------|
| | Adet | % | Adet | % | Adet | % |
| Sermaye İtfa | 11 | 0% | 15 | 0% | 26 | 0% |
| Birikimli Hayat | 117,826 | 5% | 4,557 | 0% | 122,383 | 1% |
| Sadece Yaşam Teminatlı | 58,151 | 3% | 10 | 0% | 58,161 | 0% |
| Karma Sigorta | 223,569 | 10% | 8,269 | 0% | 231,838 | 1% |
| Yıllık Vefat | 492,984 | 22% | 7,515,347 | 39% | 8,008,331 | 37% |
| Uzun Süreli Vefat | 1,333,143 | 59% | 11,911,697 | 61% | 13,244,840 | 61% |
| İrat Ödemeli Sigortalar | 20,531 | 1% | 0 | 0% | 20,531 | 0% |
| GENEL TOPLAM | 2,246,215 | 100% | 19,439,895 | 100% | 21,686,110 | 100% |

KAR PAYI VE MATEMATİK KARŞILIKLARI (Şubat 2021)



| ÜRÜNLER | Ferdi | | Grup | | Ferdi+Grup | |
|-------------------------|----------------------|-------------|----------------------|-------------|-----------------------|-------------|
| | TL | % | TL | % | TL | % |
| Sermaye İtfa | 850,486 | 0% | 431,805 | 0% | 1,282,291 | 0% |
| Birikimli Hayat | 2,157,805,436 | 23% | 228,781,745 | 5% | 2,386,587,181 | 17% |
| Sadece Yaşam Teminatlı | 1,431,043,160 | 15% | 343,425 | 0% | 1,431,386,585 | 10% |
| Karma Sigorta | 4,271,612,443 | 45% | 74,068,921 | 2% | 4,345,681,365 | 31% |
| Uzun Süreli Vefat | 509,740,791 | 5% | 4,063,693,669 | 93% | 4,573,434,461 | 33% |
| İrat Ödemeli Sigortalar | 1,169,655,071 | 12% | 0 | 0% | 1,169,655,071 | 8% |
| GENEL TOPLAM | 9,540,707,387 | 100% | 4,367,319,566 | 100% | 13,908,026,954 | 100% |

