



Sigorta  
**Bilgi ve Gözetim**  
Merkezi

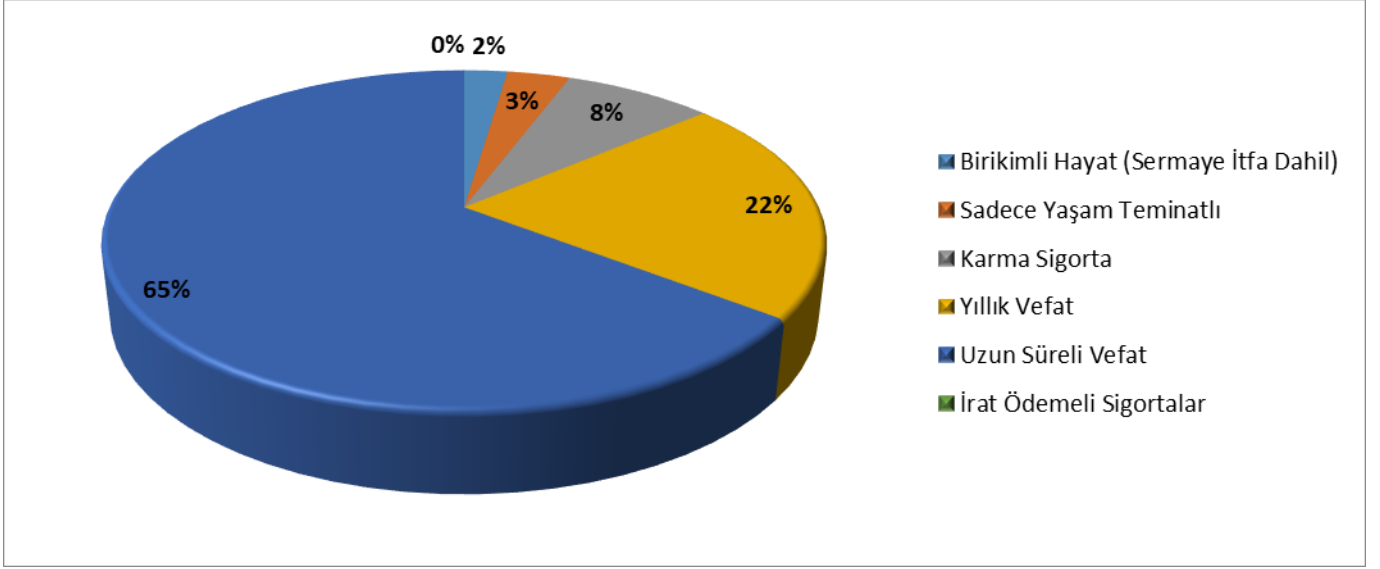
**Şubat 2020**

# İSTATİSTİKLER

*Bu dosyada yer alan bilgiler, Hayat ve Emeklilik Şirketlerinin her ay SBM'ye düzenli olarak iletildiği hayat istatistik verilerinden oluşturulmuştur.*

Sigorta Bilgi ve Gözetim Merkezi -  
[SBM]

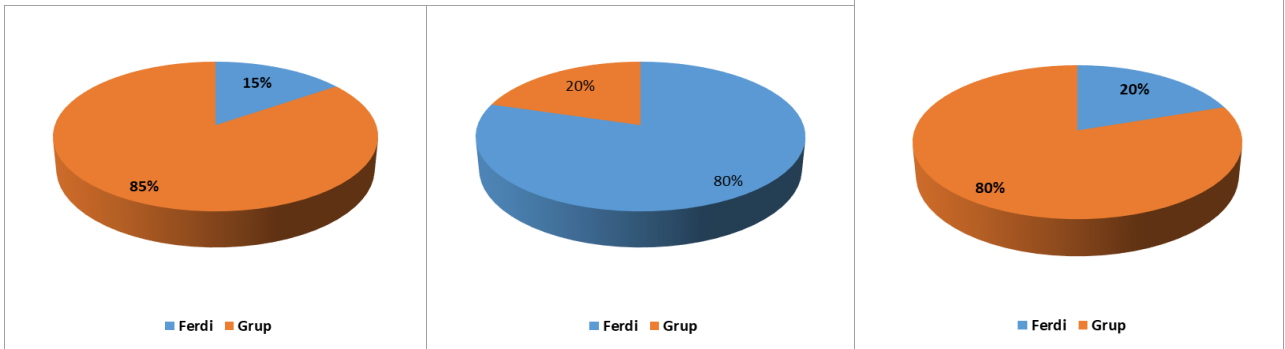
## DİREKT PRİM ÜRETİMİ (Şubat 2020)



ÜRÜNLER	Ferdi		Grup		Ferdi+Grup	
	TL	%	TL	%	TL	%
Sermaye İtfa	19,876	0%	0	0%	19,876	0%
Birikimli Hayat	64,482,399	12%	846,682	0%	65,329,080	2%
Sadece Yaşam Teminatlı	94,755,325	17%	0	0%	94,755,325	3%
Karma Sigorta	217,810,778	39%	7,101,833	0%	224,912,611	8%
Yıllık Vefat	36,270,659	7%	567,917,360	25%	604,188,019	22%
Uzun Süreli Vefat	138,413,025	25%	1,668,412,272	74%	1,806,825,297	65%
İrat Ödemeli Sigortalar	663	0%	0	0%	663	0%
<b>GENEL TOPLAM</b>	<b>551,752,725</b>	<b>100%</b>	<b>2,244,278,147</b>	<b>100%</b>	<b>2,796,030,872</b>	<b>100%</b>

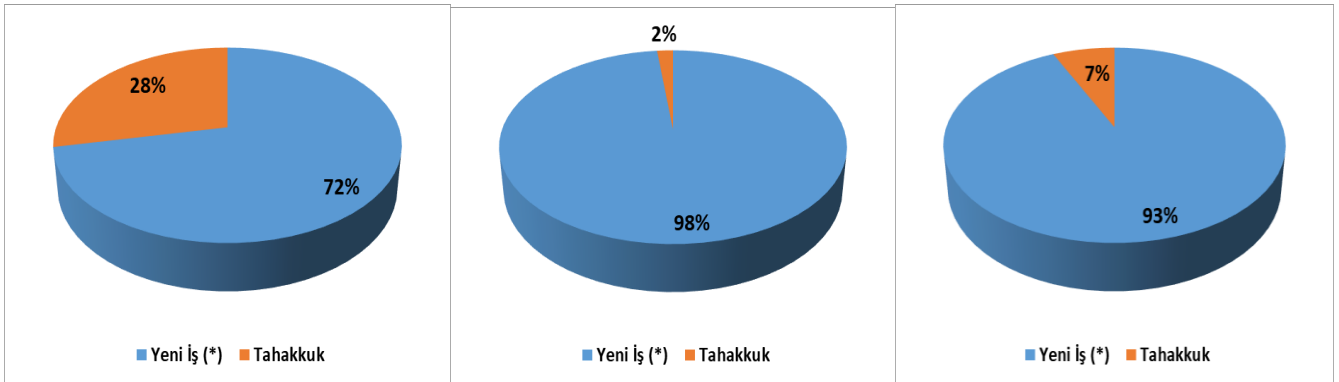
## YENİ İŞ TAHAKKUK / FERDİ – GRUP PRİM ÜRETİMİ (Şubat 2020)

Ferdi	Grup	Toplam
-------	------	--------



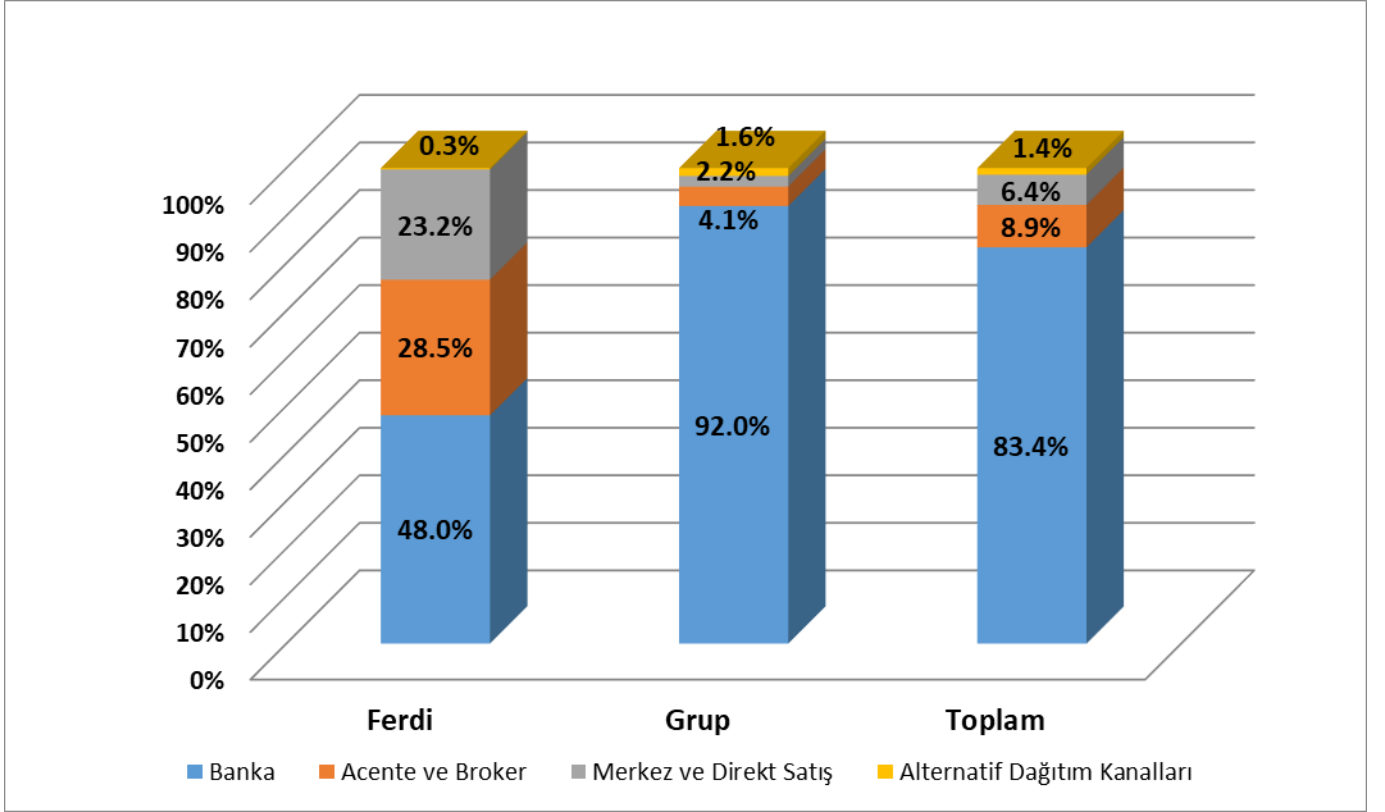
	Yeni İş Prim + Yeni İş Tahakkuk	Tahakkuk	Toplam
Ferdi	15%	80%	20%
Grup	85%	20%	80%
Ferdi + Grup	100%	100%	100%

Yeni İş	Tahakkuk	Toplam
---------	----------	--------



	Yeni İş Prim + Yeni İş Tahakkuk		Tahakkuk		Toplam	
	TL	%	TL	%	TL	%
Ferdi	396,029,354	72%	155,723,371.3	28%	551,752,725	100%
Grup	2,204,721,962	98%	39,556,185	2%	2,244,278,147	100%
Ferdi + Grup	2,600,751,315	93%	195,279,557	7%	2,796,030,872	100%

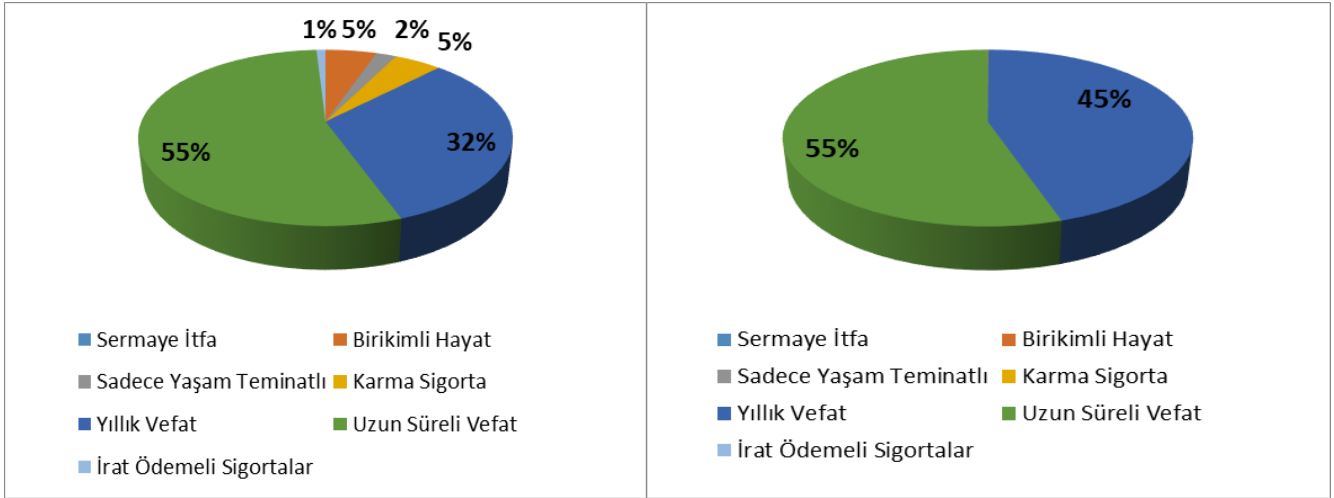
## DAĞITIM KANALI BAZINDA DİREKT PRİM ÜRETİMİ (Şubat 2020)



DAĞITIM KANALI	Ferdi		Grup		Ferdi + Grup	
	TL	%	TL	%	TL	%
Banka	265,000,682	48%	2,065,655,024	92%	2,330,655,705	83%
Acente ve Broker	157,411,740	29%	91,640,961	4%	249,052,701	9%
Merkez ve Direkt Satış	127,921,124	23%	50,152,527	2%	178,073,651	6%
Alternatif Dağıtım Kanalları	1,419,178	0%	36,829,637	2%	38,248,815	1%
<b>GENEL TOPLAM</b>	<b>551,752,723</b>	<b>100%</b>	<b>2,244,278,149</b>	<b>100%</b>	<b>2,796,030,872</b>	<b>100%</b>

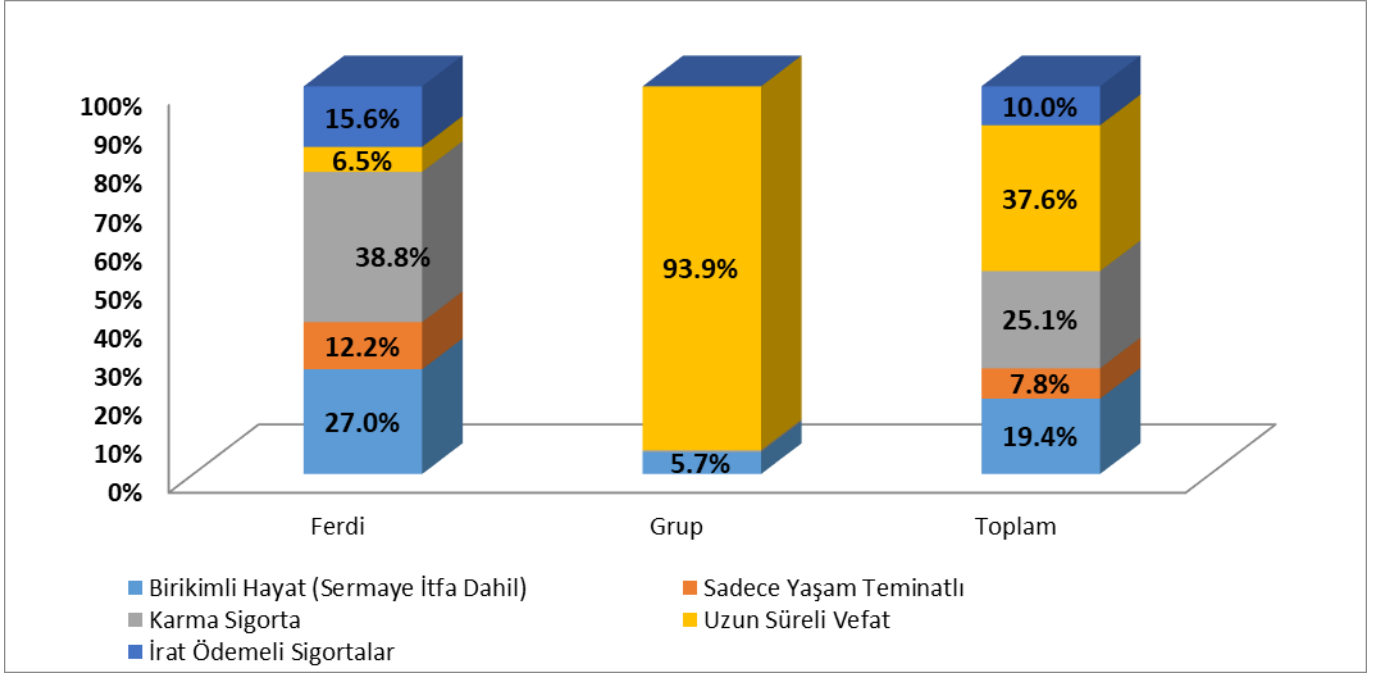
## SİGORTALI ADETLERİ (Şubat 2020)

Ferdi	Grup
-------	------



ÜRÜNLER	Ferdi		Grup		Ferdi+Grup	
	Adet	%	Adet	%	Adet	%
Sermaye İtfa	115	0%	13	0%	128	0%
Birikimli Hayat	121,538	5%	5,841	0%	127,379	1%
Sadece Yaşam Teminatlı	48,391	2%	87	0%	48,478	0%
Karma Sigorta	113,068	5%	4,387	0%	117,455	0%
Yıllık Vefat	741,635	32%	10,333,459	45%	11,075,094	44%
Uzun Süreli Vefat	1,257,959	55%	12,574,086	55%	13,832,045	55%
İrat Ödemeli Sigortalar	21,507	1%	0	0%	21,507	0%
<b>GENEL TOPLAM</b>	<b>2,304,213</b>	<b>100%</b>	<b>22,917,873</b>	<b>100%</b>	<b>25,222,086</b>	<b>100%</b>

## KAR PAYI VE MATEMATİK KARŞILIKLARI (Şubat 2020)



ÜRÜNLER	Ferdi		Grup		Ferdi+Grup	
	TL	%	TL	%	TL	%
Sermaye İtfa	1,081,151	0%	223,878	0%	1,305,029	0%
Birikimli Hayat	1,849,287,052	27%	216,348,962	6%	2,065,636,014	19%
Sadece Yaşam Teminatlı	832,588,049	12%	1,737,523	0%	834,325,572	8%
Karma Sigorta	2,653,974,307	39%	14,378,370	0%	2,668,352,677	25%
Uzun Süreli Vefat	442,183,131	6%	3,562,280,442	94%	4,004,463,573	38%
İrat Ödemeli Sigortalar	1,069,127,393	16%	0	0%	1,069,127,393	10%
<b>GENEL TOPLAM</b>	<b>6,848,241,084</b>	<b>100%</b>	<b>3,794,969,175</b>	<b>100%</b>	<b>10,643,210,259</b>	<b>100%</b>

